

# Orientation at UQ Faculty of Science

Gatton Campus



# Acknowledgement of Country

The University of Queensland (UQ) acknowledges the Traditional Owners and their custodianship of the lands on which we meet.

We pay our respects to their Ancestors and their descendants, who continue cultural and spiritual connections to Country.

We recognise their valuable contributions to Australian and global society.

*The Brisbane River pattern from A Guidance Through Time  
by Casey Coolwell and Kyra Mancktelow.*



# Statement of Inclusion

We encourage you to be your true self and feel comfortable.

If there is anything we can do to help make you feel more included in the event, please don't hesitate to let us know.


Everyone is welcome to use whatever methods they need to feel comfortable.





# Contents

01

 **What is Orientation  
and why is it important**

---

02

 **Getting there**

---

03

 **About the event**

---

04

 **Navigating the Expo**

05

 **Orientation team  
and speakers**

06

 **Leaving the event**

07

 **Accessibility and assistance**

# What is Orientation?

The orientation event program is split over two weeks, O-Week and Connect Week, and held at the beginning of every semester.

**O-Week (16 - 20 Feb, 2026)** provides academic activities introducing you to university life.

**Connect Week (23 - 27 Feb, 2026)** features events and networking opportunities to help you meet and connect with others.

It can broadly be categorised into 2 major aspects.

1. Orientation activities run by your faculty. This is faculty specific sessions and activities that are related to your program and the broader Faculty of Science community. **This is the focus of this presentation.**
2. Orientation events run by UQ. These activities are for all students in all faculties. This includes things like Market Day, study skills workshops and campus tours.



# Why attend Orientation?

Attending orientation provides a smoother transition into your new learning environment by familiarising you with campus and support services. It also helps you build a sense of community by connecting with other students and staff.

Benefits of attending:

- Get to know the campus and start finding your way around
- Introduction to student life and support services
- Meet your peers and build connections
- Address any questions you have
- Make sure you're on track to start your studies.





## 2 Getting there



# Maps

**To find your building**, we suggest putting the building name or number into Google Maps. Yes, it has building names and numbers!

*For example:*

*Management Studies Building (8117)*  
*= 8117 building*

The **Central Walkway** is the best place to get oriented at UQ. It's right in the heart of campus, and easy to find your way from there.

**To find a specific room**, UQ MAPS can help you. It shows building room numbers.

<https://maps.uq.edu.au>

Or you can walk inside and find directions in the foyer.

Generally, the room numbers indicate the level.

*For example:*

*room 240 = level 2*

*room 150 = level 1*



67 PRIESTLEY BUILDING		
7	School of Mathematics and Physics Academic and Postgraduate Offices, Meeting Room	741
6	School of Mathematics and Physics Academic and Postgraduate Offices, Meeting Rooms	641, 646
5	School of Mathematics and Physics Academic and Postgraduate Offices	
4	School of Mathematics and Physics Academic Offices Interaction Room First Year Learning Undergraduate Hub	442 443 450
3	Teaching and Learning Spaces Collaborative Rooms Informal Learning Spaces	343, 348
2	Faculty of Science Science Learning Centre	240
1	All Gender Accessible Amenities Teaching and Learning Spaces Collaborative Rooms Informal Learning Spaces	145, 146



# Transport

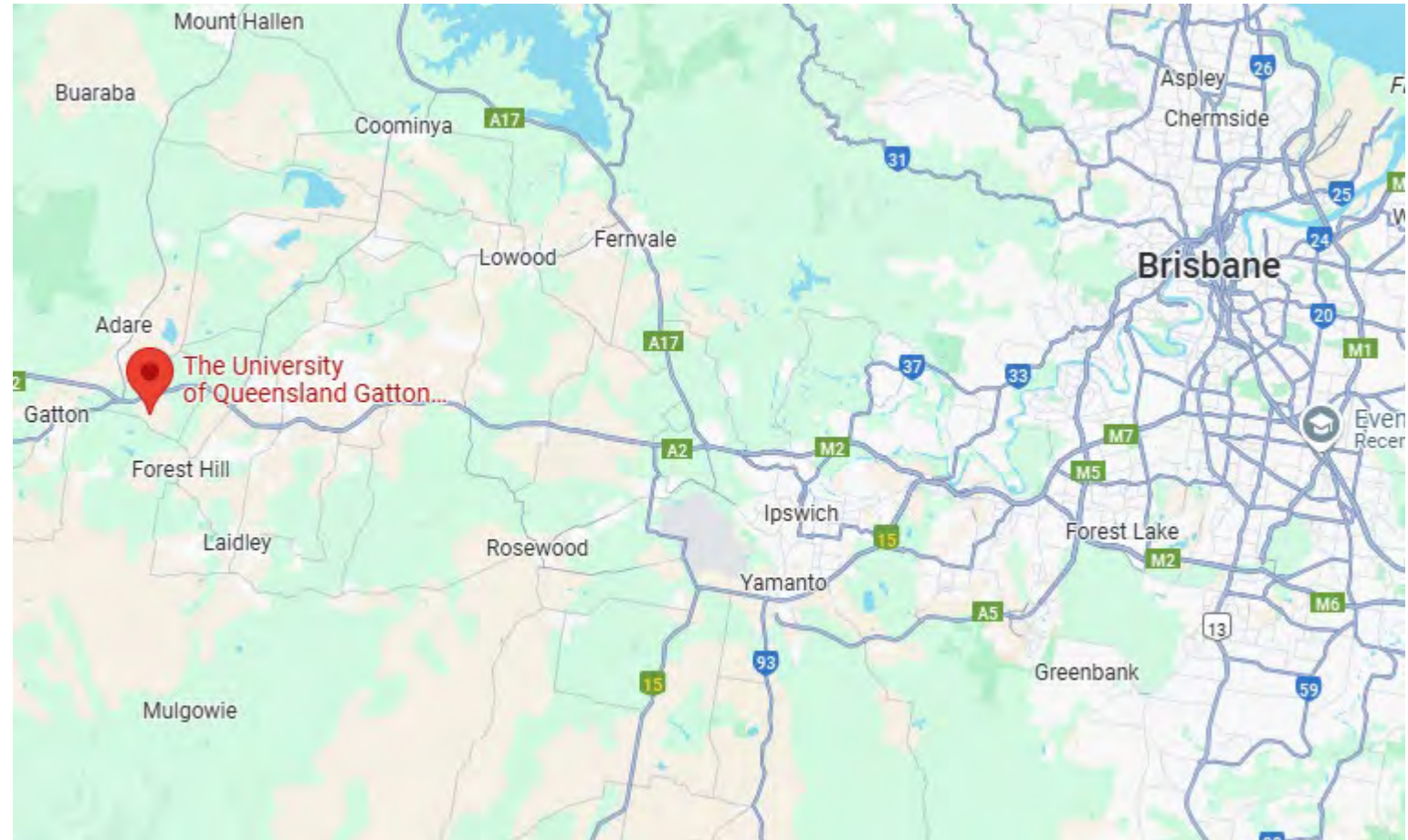


The easiest way to get to Gatton campus is by driving.

It is about 1.5hrs west of Brisbane. Parking is free, but some zones are restricted.

Once you find a car park, head to the 'Central Walkway'. You can put this or your venue name into Google.

Find the parking maps here:  
<https://campuses.uq.edu.au/information-and-services/parking-transport/parking/maps>






# Transport

Other options to get to campus:

- **Free Intercampus bus**  
This takes about 1.5hours from St Lucia.
- **Public transport**  
This takes about 2.5hrs, combining train and bus.

<https://gatton.uq.edu.au/getting-uq-gatton>



Plan your journey

Enter a start location	⊗	↑↓ swap
UQ Gatton Campus; Warrego Highway, Gatton QLD	⊗	
Today (Thursday) ▼		
Leave after	Arrive before ✓	9:00am
Advanced options		Find a journey



# Bus

Once the bus arrives, you can walk straight into the central walkway. You can find most buildings from there.

**Click image to watch video**





# Campus

You may see some signage about snakes. Don't be alarmed! Just **watch where you walk**.

If you see a snake, it's important to stay calm. It won't hurt you unless it feels threatened. Try to stay on the footpath and out of the gardens.

If you see a snake on campus, please call security immediately on 3365 1234, and keep an eye on it until security arrives.





# 3 About the event





# Science Orientation Day

Science Orientation day has 2 main components.

1. Presenting you with information you need to make a successful start at UQ.
2. The Expo- which is where you will be able to explore UQ services, meet science clubs and societies, and receive your free lunch.

	Gatton General Schedule
9am	Campus Challenge by UQ Res*
10:30am	Science faculty welcome + lunch ticket
11:30am	Program session
12:30pm	Expo and lunch
2:00pm	Learning workshop and Gatton tour *

\* optional activities but highly recommended

# What to bring

Make sure you are ready to walk a lot, talk a lot and learn a lot of new information.

Here's a few things we suggest:

- Wear casual clothing. We recommend wearing a hat or sunscreen, and comfortable shoes for walking
- Bring a water bottle, notebook and pen to take notes, and a list of any questions you have
- Get to Orientation early. If you are late, you may find it harder to find your rooms and meet people.
- Ensure you have worked through Starting at UQ and watched your program information video before attending: <https://science.uq.edu.au/student-support/orientation>



# When you arrive


When you arrive on campus, it might take you some time to find your room. Allow 10-15 minutes for this. Make sure you use google maps and ask people for directions. You may see people in purple or black shirts- they will be able to help you!



# When you arrive

When you arrive to your venue, look for Science Leaders in black shirts. They will help you check in for the event. You will be asked to provide your Humanitix ticket, then to write your name on a sticker and place it on your shirt.

You will also receive a raffle ticket for lunch. Don't lose your lunch ticket!





# Inside the session

When its time to begin the session, you will be promoted to go inside and take a seat.

You are welcome to sit anywhere you like- there is no assigned seating.

You can bring a water bottle in with you, but please don't eat food inside.

If you need to leave for the bathroom, please do so quietly. No need to ask permission or excuse yourself.





# 4 Navigating the expo





# Science Expo

After your information sessions end, the Science Leaders will lead you over to the Expo.

You'll be given a raffle ticket earlier at the session, so make sure you keep it with you as it is also your ticket for a free lunch.

At the expo, you will see a lot going on. You are free to explore the expo at your own pace.

- Clubs and societies
- UQ services and employability opportunities
- Tables, bean bags and rugs to chill out at
- Free lunch with vegan and gluten free options
- Need some quiet? You are welcome to walk to a quiet part of campus.

# The Expo

Student Services  
UQ Union  
Global experiences  
Employability  
Volunteering  
Clubs and societies

And more!





# Statement on sensory tools

We want you to feel safe and  
comfortable at our event.

We welcome sensory tools and  
encourage you to bring any you need.



# 5 The team and speakers





# Science Leaders

The Science Leaders are current students who have undertaken the Science Leadership Development program and are the main point of contact for you during Orientation day. They will greet you and deliver some of the Orientation presentations. You can identify them by their black Science Leader t-shirt and friendly smile!



# Science Student Experience team

This team are the event organisers. We can help you with any accessibility or other issues you might have. We will be 'around' making sure things are running smoothly.

Barb



Aimee



Eddie





# 6 Leaving the event



# Thank you for coming

The scheduled activities for the day will end at 2pm. However, you do not need to stay until 2pm if you are feeling ready to leave earlier.

Once you have attended your information session, explored the expo and had some lunch, you are free to go. You do not need to advise anyone. However, we recommend staying for the learning workshop or take the shuttle bus tour to Gatton town at 2pm.

We encourage you to exchange contacts or socials with any friends you made on the day, and plan to catch up with them in the coming weeks!



# 7 Accessibility and Assistance



# Accessibility

- When you register for Orientation, please let us know if you need any assistance or have accessibility requirements. We can ensure any accommodations are made prior to the event.
- Accessible parking can be found at all campuses. You can find further information, including accessibility maps here: <https://campuses.uq.edu.au/information-and-services/access/campus-accessibility>

## Did you know?


You can meet with an *Accessibility and Welfare Advisor* to help you with a *Student Access Plan (SAP)*? Make an appointment soon to discuss reasonable adjustments in your course.

<https://my.uq.edu.au/make-appointment-student-adviser>



# How to get help

If you find yourself in an emergency on campus, please call security on **(07) 3365 3333**



For non emergencies, look for a staff member or Science Leader. We will do our best to help you with whatever you need on the day.

For assistance with your program, please contact the Science Enquiries team  
<https://science.uq.edu.au/contact>

