

Orientation at UQ Faculty of Science

St Lucia Campus

Acknowledgement of Country

The University of Queensland (UQ) acknowledges the Traditional Owners and their custodianship of the lands on which we meet.

We pay our respects to their Ancestors and their descendants, who continue cultural and spiritual connections to Country.

We recognise their valuable contributions to Australian and global society.

*The Brisbane River pattern from A Guidance Through Time
by Casey Coolwell and Kyra Mancktelow.*



Statement of Inclusion

We encourage you to be your true self and feel comfortable.


If there is anything we can do to help make you feel more included in the event, please don't hesitate to let us know.

Everyone is welcome to use whatever methods they need to feel comfortable.



Contents

01

 **What is Orientation
and why is it important**

02

 **Getting there**

03

 **About the event**

04

 **Navigating the Expo**

05

 **Orientation team
and speakers**

06

 **Leaving the event**

07

 **Accessibility and assistance**

What is Orientation?

The Orientation event program is split over two weeks, O-Week and Connect Week, and held at the beginning of each semester.

O-Week (21-25 July 2025) provides academic activities introducing you to university life.

Connect Week (28 July - 1 August 2025) features events and networking opportunities to help you meet and connect with others.

O-Week can be categorised into two major aspects.

1. Orientation activities run by your faculty. These are faculty-specific sessions and activities that are related to your program and the broader Faculty of Science community. **This is the focus of this presentation.**
2. Orientation events run by UQ. These activities are for all students in all faculties. This includes things like Market Day, study skills workshops and campus tours.



Why attend Orientation?

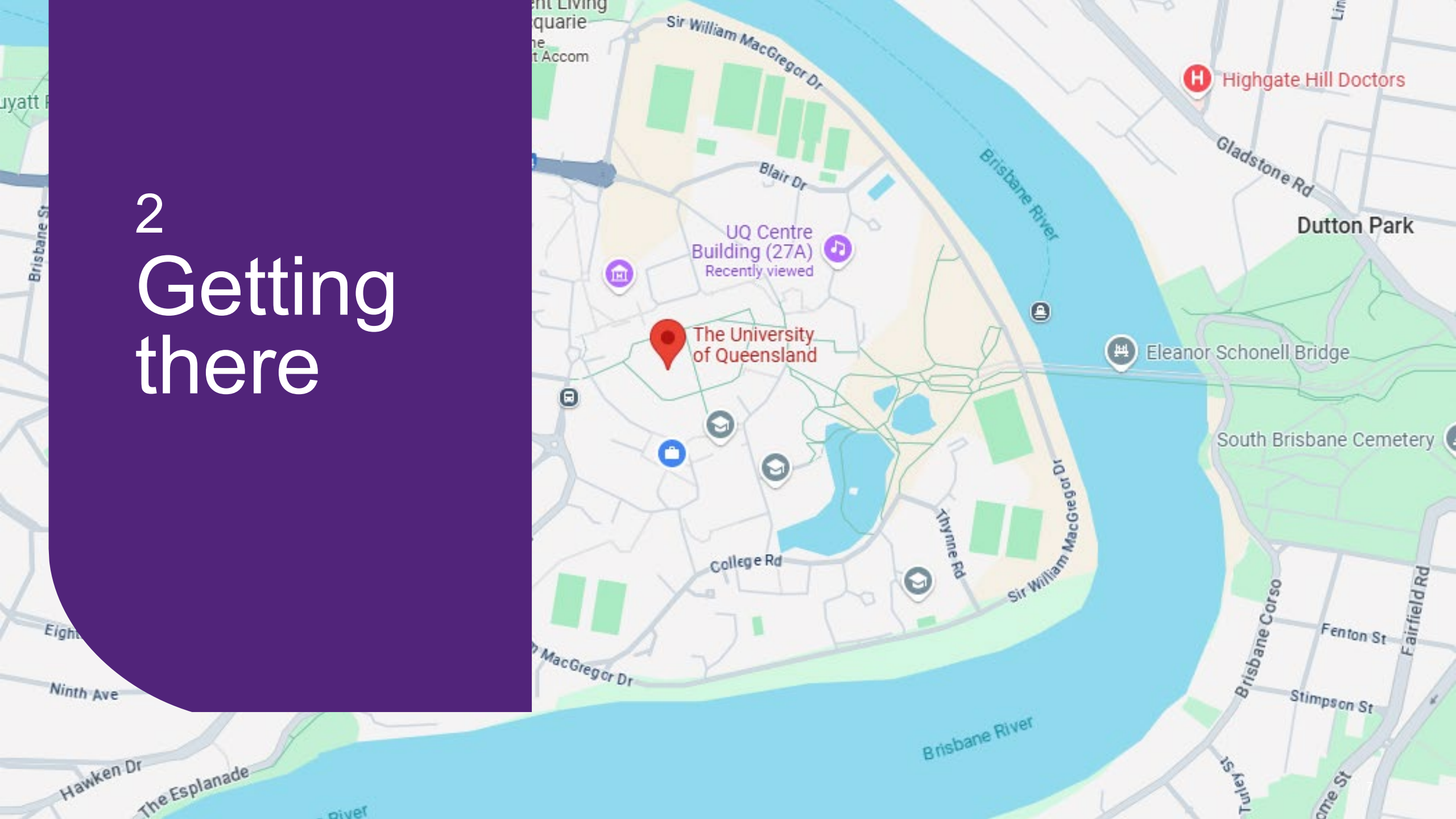
Attending Orientation provides a smoother transition into your new learning environment by familiarising you with campus and support services. It also helps you build a sense of community by connecting with other students and staff.

Benefits of attending:

- Get to know the campus and start finding your way around
- Introduction to student life and support services
- Meet your peers and build connections
- Address any questions you have
- Make sure you're on track to start your studies.



2 Getting there



Maps

To find your building, we suggest putting the building name into Google Maps. Yes, it has building names and numbers!

For example:

Advanced Engineering Building (49) = building 49

The **Great Court** is the best place to get oriented at UQ. It's right in the heart of campus, and easy to find your way from there.

To find a specific room, UQ Maps can help you. It shows building room numbers.

<https://maps.uq.edu.au>

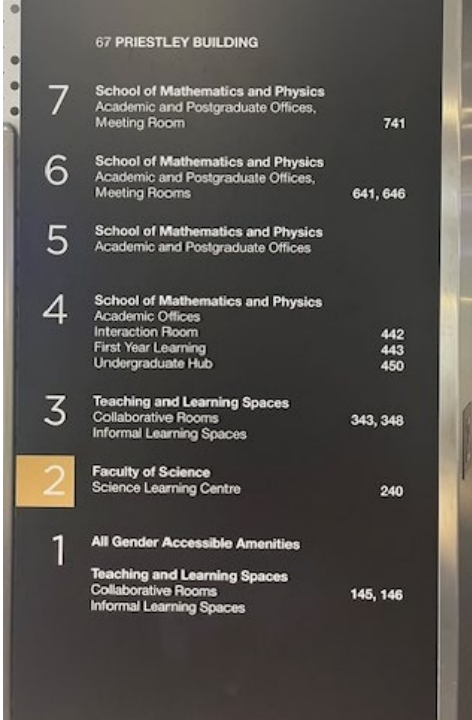
Or you can walk inside and find directions in the foyer.

Generally, the room numbers indicate the level.

For example:

room 240 = level 2

room 150 = level 1



67 PRIESTLEY BUILDING		
7	School of Mathematics and Physics Academic and Postgraduate Offices, Meeting Room	741
6	School of Mathematics and Physics Academic and Postgraduate Offices, Meeting Rooms	641, 646
5	School of Mathematics and Physics Academic and Postgraduate Offices	
4	School of Mathematics and Physics Academic Offices Interaction Room First Year Learning Undergraduate Hub	442 443 450
3	Teaching and Learning Spaces Collaborative Rooms Informal Learning Spaces	343, 348
2	Faculty of Science Science Learning Centre	240
1	All Gender Accessible Amenities Teaching and Learning Spaces Collaborative Rooms Informal Learning Spaces	145, 146

Driving

There is a high demand for parking on St Lucia campus, so we recommend taking public transport. St Lucia campus is conveniently serviced by more than 10 direct bus routes from the Brisbane CBD and outer suburbs.

If you wish to drive, the main road into St Lucia campus is **Sir Fred Schonell Drive**. There are paid parking options around campus available using the CellOPark app.


<https://campuses.uq.edu.au/information-and-services/parking-transport/parking/locations/st-lucia>



Drop off

If you are getting dropped off, a good drop off point is on 1 [University Drive](#).

You can walk through the sandstone building (Forgan Smith Building) directly into the heart of campus, the Great Court.



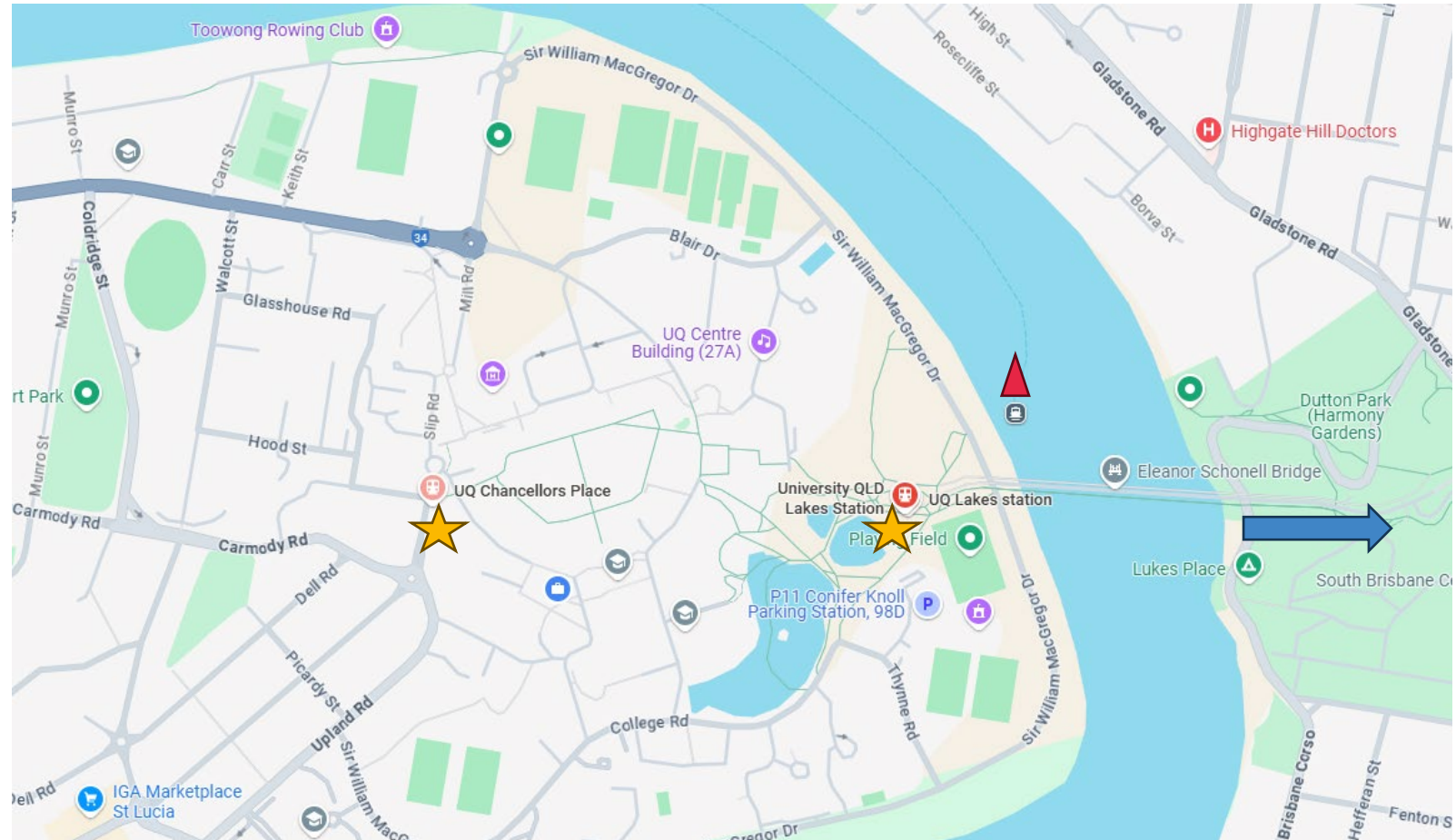
Public Transport

★ There are 2 bus stops on UQ St Lucia campus

- UQ Lakes (mostly coming from southside suburbs)
- Chancellors Place (mostly if coming from northside or City)

▲ 1 Ferry stop

➡ No train on campus, but still close!



Use TransLink to find your quickest route:

<https://jp.translink.com.au/plan-your-journey/journey-planner>

Bus – UQ Lakes

Accessing the campus from UQ Lakes takes about 5-10 minutes. Be ready to do a lot of walking.

You can either choose to walk straight up the stairs (or elevator) into and through the UQ Union complex or walk around following the UQ Sustainability Walk.



Bus

UQ Lakes
bus station

Click to play
to videos

Walk up to
Union Complex



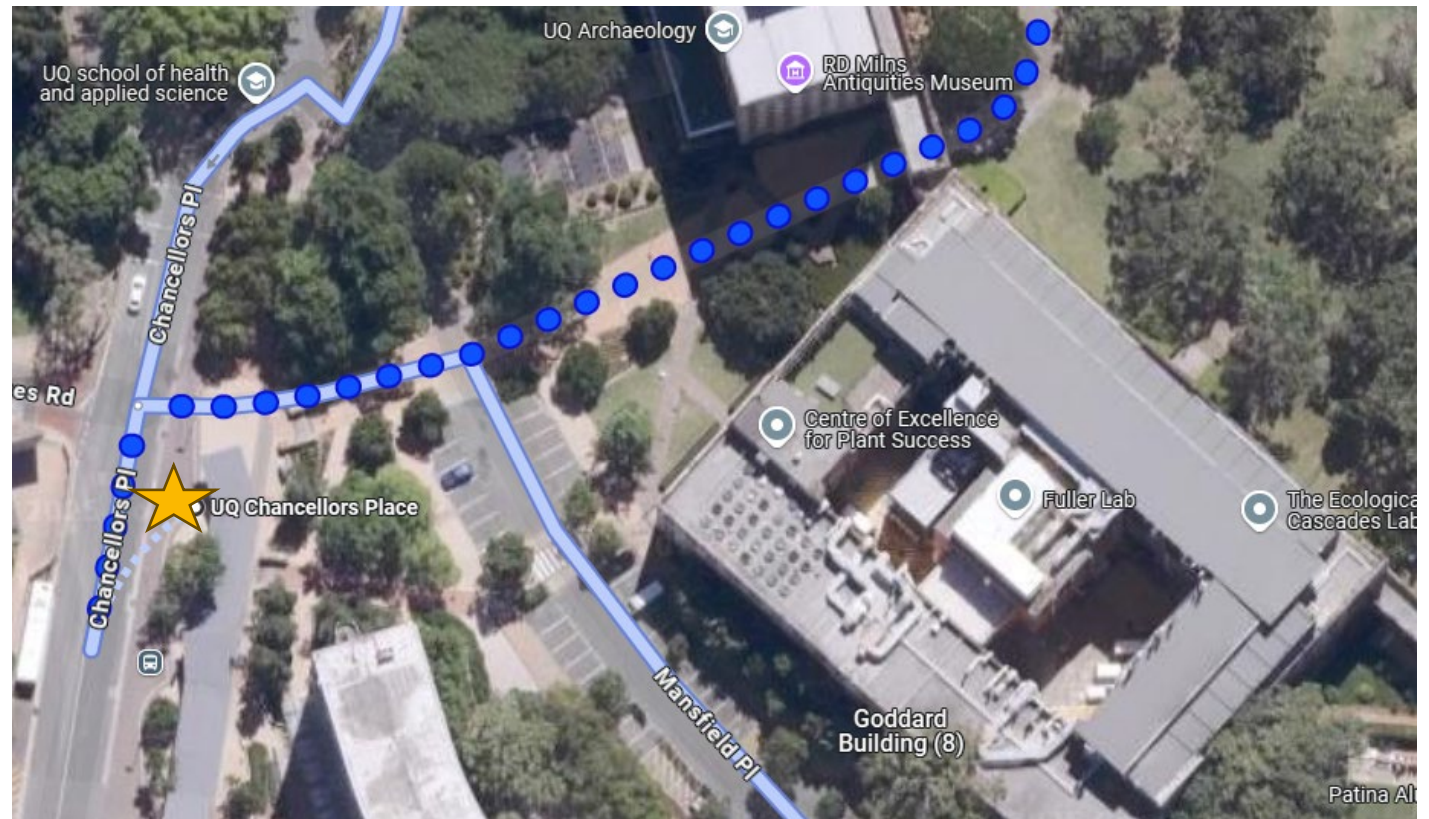
Sustainability
walk



Chancellors Place Bus stop

Chancellors Place is on ground level and doesn't require walking up any hills or stairs, however it might be further away from the building you need.

Plan for a 10-minute walk across campus to find your building.



Bus

Chancellors Place
bus station

**Click to play
video**

Video shows
stairs but there is
also a ramp right
next to it.



Ferry

Ferry station

The ferry stop is close to the UQ Lakes bus stop- about a 2-minute walk. Once you reach the bus stop, you can follow the instructions above to get up into the campus.



3 About the event



Science Orientation Day

Science Orientation day has two main components.

1. Presenting you with information you need to make a successful start at UQ and connecting you with your fellow students.
2. The Expo - which is where you will be able to explore UQ services, meet science clubs and societies, and receive your free lunch.

	St Lucia General Schedule
10am	Registration + activities Science faculty welcome + lunch ticket
11am	Academic address - what to expect in classes - what we expect from you.
11:45am	Program session (Only selected programs. You will be told on the day)
12pm	Science/EAIT Expo and lunch

What to bring

Make sure you are ready to walk a lot, talk a lot and learn a lot of new information.

Here's a few things we suggest:

- Wear casual clothing. We recommend wearing a hat or sunscreen, and comfortable shoes for walking
- Bring a water bottle, notebook and pen to take notes, and a list of any questions you have
- Get to Orientation early. If you are late, you may find it harder to find your rooms and meet people.
- Ensure you have worked through Starting at UQ and watched your program information video before attending: <https://science.uq.edu.au/student-support/orientation>

When you arrive

When you arrive on campus, it might take you some time to find your room. Allow 10-15 minutes for this. Make sure you use google maps and ask people for directions. You may see people in purple shirts or carrying signs- they will be able to help you!



When you arrive

When you arrive to your venue, look for Science Leaders in black shirts. They will help you check in for the event. You will be asked to provide your Humanitix ticket, then to write your name on a sticker and place it on your shirt.

You will then be given a 'people bingo' sheet to play – start making conversations and try to fill a whole row! The squares will have prompts like “someone who likes spicy food”.



Inside the session

When its time to begin the session, you will be asked to go inside and take a seat.

You are welcome to sit anywhere you like - there is no assigned seating.

You can bring a water bottle in with you, but please don't eat food inside.

If you need to leave for the bathroom, please do so quietly. No need to ask permission or excuse yourself.



4 Navigating the Expo



Science/EAIT Expo

After your information sessions, the Science Leaders will take you to the Expo. You will see both Science and Engineering, Architecture and Information Technology (EAIT) related stalls.

You'll be given a bingo sheet earlier at the session, so make sure you keep it with you as it is also your ticket for a free lunch.

At the Expo, there will be a lot of stalls and people. You are free to explore the Expo at your own pace.

There will be:

- Clubs and societies stalls
- UQ services and enrichment opportunity stalls
- Tables, bean bags and rugs for you to relax on
- Free lunch with options for special dietaries
- Quiet zone in an adjoining room. This space is provided for those who feel overwhelmed and need a space to decompress. Follow the signs in the foyer.

Statement on sensory tools

We want you to feel safe and comfortable at our event. We welcome sensory tools and encourage you to bring any you need.

You will find quiet mindful activities to engage with inside the 'Quiet Zone' if you want to.



The Expo

Student Services
 Ventures
 UQ Sport
 Library
 UQ Union
 Global experiences
 Employability
 Volunteering
 Summer/Winter Research
 Clubs and societies

And more!



5

The team and speakers



Science Leaders

The Science Leaders are current students who have undertaken the Science Leadership Development program. They will be your main point of contact during Orientation day. They will greet you and deliver the first half of the Orientation presentations. You can identify them by their black Science Leader t-shirts and friendly smiles!



Science Student Experience team

This team are the event organisers. We can help you with accessibility needs or issues that arise. We will be moving around the event making sure things are running smoothly.

Barb



Aimee



Eddie



Academics

Here are some of the academics you will meet on the day.

Dr Gurion Ang

Bachelor of Science Program Director



Associate Professor Tyler Neely

Professor in physics and quantum science



6 Leaving the event



Thank you for coming

The scheduled activities for the day will end at 2pm for most (see below). However, you do not need to stay until 2pm if you are feeling ready to leave earlier.

Once you have attended your information session, explored the Expo and had some lunch, you are free to go. You do not need to advise anyone.

We encourage you to exchange contacts or socials with any new friends you meet on the day, and plan to catch up with them in the coming weeks!

The following students have a session at 2pm to attend:

- Postgraduate Biotechnology, Bioinformatics and Molecular Biology
- International students from AHEN agents: Sichuan Agricultural University and East China University of Technology 2+2 students

7 Accessibility and Assistance



Accessibility

- When you register for Orientation, please let us know if you need assistance or have accessibility requirements. We will arrange accommodations prior to the event.
- Accessible parking can be found at all campuses. You can find further information, including accessibility maps here: <https://campuses.uq.edu.au/information-and-services/access/campus-accessibility>


Did you know?

You can meet with an *Accessibility and Welfare Advisor* to help you with a *Student Access Plan (SAP)*? Make an appointment soon to discuss reasonable adjustments in your courses.

<https://my.uq.edu.au/make-appointment-student-adviser>

How to get help

If you find yourself in an emergency on campus, please call security on **(07) 3365 3333**



For non emergencies, look for a staff member or Science Leader. We will do our best to help you with whatever you need on the day.

For assistance with your program, please contact the Science Enquiries team
<https://science.uq.edu.au/contact>

