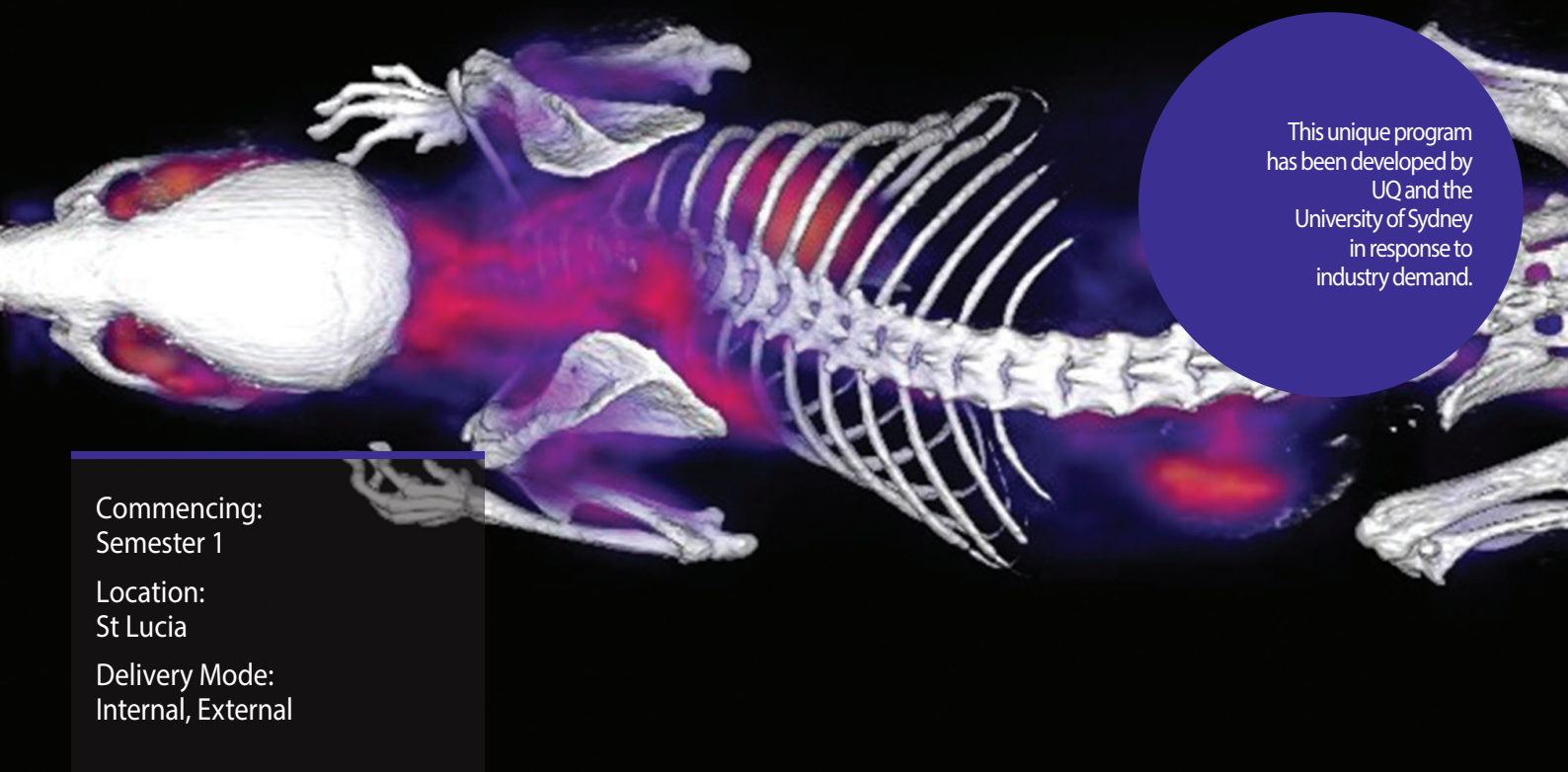




Postgraduate Coursework Program in

MOLECULAR IMAGING



This unique program has been developed by UQ and the University of Sydney in response to industry demand.

Commencing:
Semester 1

Location:
St Lucia

Delivery Mode:
Internal, External

The importance of molecular imaging to applied life sciences is steadily increasing, with a world-wide demand for skilled leaders in this new approach to biomedical imaging.

Molecular Imaging offers a unique insight into the human body through detailed pictures of what is happening inside the body at the molecular and cellular level.

This allows health professionals to provide informed, personalised care to their patients.

The Master of Molecular Imaging program at The University of Queensland is uniquely designed to meet the needs of this growing area of science. The program is taught in collaboration with the University of Sydney, which allows you to undertake courses at both institutions.

This program is perfect if you are a chemist, biologist, physicist, computer scientist, engineer, radiographer or a nuclear medicine technologist wanting in-depth knowledge of this new biomedical imaging approach.

Multidisciplinary learning environment

Together with students from a wide range of backgrounds, including physics, chemistry, biology, medical science, pharmacy, computer science and engineering, you will work to solve problems by drawing on your complementary knowledge and skills.

Your teaching team reflects the multidisciplinary nature of the program with expertise as chemists and radio-chemists, medical physicists, radio-pharmacologists, radio-physicists, biologists and engineers.

Career opportunities

This program will give you in-depth knowledge of new biomedical imaging approaches in this exciting, growing field. Use the Master of Molecular Imaging as a springboard for a rewarding career in roles such as:

- Radio-pharmacist, physicist or engineer in the biotechnology sector
- Clinical imaging technologist

This program is also a pathway for Research Higher Degree programs such as a PhD.

Program structure

Master of Molecular Imaging

- 24 units (1.5 years full-time or part-time equivalent)

Teaching mode


All courses are taught by flexible delivery. External students do not need to attend tutorials on campus. You can study with us whether you are based elsewhere in Australia or overseas, as long as you have access to the Internet. On-campus study is also possible for students choosing this option.

CRICOS Provider Number 00025B

JOSHUA SIMPSON Master of Molecular Imaging student

Having trained as a cell biologist focused in fluorescence bio-imaging, I chose the Master of Molecular Imaging to expand on my existing skill-set and explore more of the pre-clinical space in order to better understand techniques, modalities and processes that contribute to drug development and foundational research in medical science. This course has been quite an interesting experience. Foremost I enjoyed the diversity of material taught and its relevance to not only the pre-clinical space but through to point-of-care.

The inclusion of contemporary research from around the globe made for excellent discussion... (and) the opportunities afforded in terms of hands-on experience have helped me develop as a scientist. Having such access to a wide range of different laboratories and academics with diverse interests and focuses has not only contributed in improving my understanding of techniques and modalities, but also shaped my future career direction and personal research interests.

From generating molecular imaging probes, to drug development and pre-clinical imaging, this course really offers an interesting insight into the molecular imaging field and community. 



Sample courses

- Molecular Targets and Imaging Probes
- Clinical Molecular Imaging
- Cell-labelling and Tracking Technologies in MR and Molecular Imaging
- Advanced Techniques in Magnetic Resonance Imaging
- Molecular Imaging Advanced
- Medical Image Processing and Analysis

Entry requirements

Master of Molecular Imaging

Program code 5574

CRICOS Code: 079893E

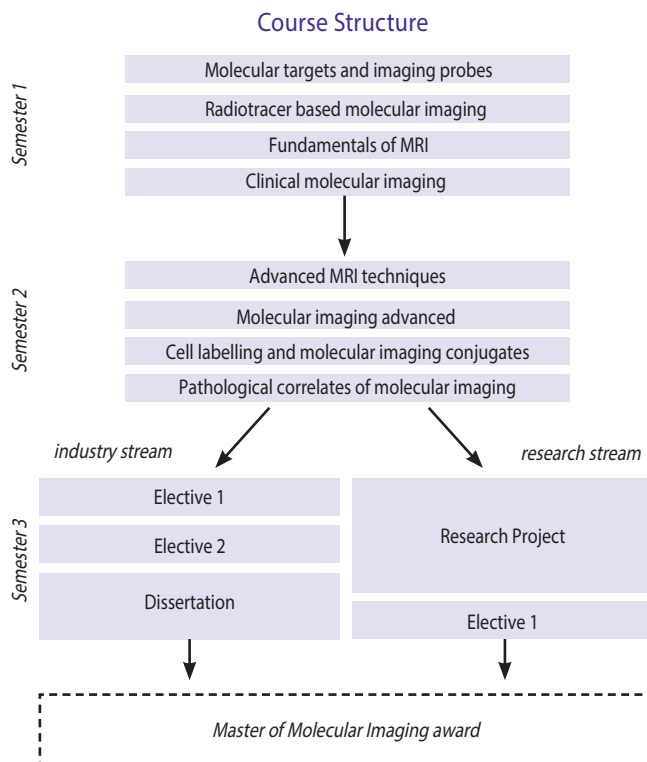
Bachelor degree in applied science, medical imaging, chemistry, pharmacy, physics,

computer science or electrical and biomedical engineering or an approved discipline.

International Students: English Proficiency

IELTS overall 6.5; writing 6, reading 6, speaking 6, and listening 6. For other English Language Proficiency Tests and Scores approved for UQ, view the English proficiency policy at <http://future-students.uq.edu.au/applying/english-language-proficiency-requirements>.

In the event of any conflict arising from information contained in this publication, the material approved by The University of Queensland Senate shall prevail.



CHOOSE UQ

LEADING RESEARCH

Ninety five percent of UQ's broad fields are now above or well-above world standard, and none are below (2015 Excellence in Research for Australia (ERA) assessment)

INTERNATIONAL REPUTATION

UQ is one of only three Australian members of the global Universitas 21, a founding member of the Group of Eight (Go8) universities, and a member of Universities Australia

ESTEEMED TEACHERS

More national teaching awards than any other Australian University

GLOBAL LEADER

Ranked in the top 50 in the world overall (QS World University Rankings, 2015-2016)

SUCCESSFUL GRADUATES

UQ graduates enjoy full-time employment rates and salaries higher than the national average

WORLD-CLASS FACILITIES

Access state-of-the-art laboratories and research facilities

VIBRANT CAMPUSES

Dynamic on campus environment, with over 190 sporting and cultural clubs and societies

Enquiries – International applicants
P: +61 3 8676 7004 E: study@uq.edu.au

Enquiries – Australian applicants
P: 07 3365 1888 E: enquire@science.uq.edu.au

future-students.uq.edu.au